

# MaxsMaking Inc.



Investor Presentation

September 2025

# Forward-Looking Statement



This presentation contains forward-looking statements that involve risks and uncertainties, such as statements related to future events, business strategy, future performance, future operations, backlog, financial position, estimated revenues and losses, projected costs, prospects, plans and objectives of management. All statements other than statements of historical fact may be forward-looking statements. Forward-looking statements are often, but not always, identified by the use of words such as "aim," "anticipate," "believe," "estimate," "expect," "going forward," "intend," "may," "plan," "potential," "predict," "propose," "seek," "should," "will," "would," and similar expressions or their negative.

Forward-looking statements should not read as a guarantee of future performance or results and will not necessarily be accurate indications of the times at, or by which such performance or results will be achieved. Forward-looking statements are based on management's belief, based on currently available information as to the outcome and timing of future events. These statements involve estimates, assumptions, known and unknown risks, uncertainties and other factors that may cause actual results or events to differ materially from those expressed in such forward-looking statements.

When evaluating forward-looking statements, you should consider the risk factors and other cautionary statements described in the section titled "Risk Factors." We believe the expectations reflected in the forward-looking statements contained in this presentation are reasonable, but no assurance can be given that these should not be unduly relied upon.

Important factors that could cause actual results or events to differ materially from those expressed in forward-looking statements include, but are not limited to: our business and operating strategies and plans of operation; the amount and nature of, and potential for, future development of our business; our Company's dividend distribution plans; the regulatory environment as well as the general industry outlook for the industry in which we operate; future developments in the industry in which we operate; and the trend of the economy of the world in general.

These factors are not necessarily all of the important factors that could cause actual results or events to differ materially from those expressed in forward-looking statements. Other unknown or unpredictable factors could also cause actual results or events to differ materially from those expressed in the forward-looking statements. Our future results will depend upon various other risks and uncertainties, including those described in the section titled "Risk Factors" in the Registration Statement. All forward-looking statements attributable to us in their entirety by this cautionary statements. Forward-looking statements speak only as of the date hereof. We undertake no obligation to update or revise any forward-looking statements after the date on which any such statement is made, whether as a result of new information future events or otherwise.

# Company Overview

---



## Core Business & Expertise

- Manufacturer of customized consumer goods: bags, aprons, throw pillows, flags, chair covers, tablecloths, luggage, etc.
- Focus on advanced technology and innovation to drive production efficiency and quality.

## Group Structure & Operations

- Subsidiaries specialize in: digital production, software development, product design, brand management, online sales, and international trade.
- Founded Shanghai Alliance Industry Co., Ltd. in 2007; HQ in Shanghai; manufacturing facilities in Yiwu (Zhejiang) and Zhumadian (Henan).
- Materials used: Cotton, nylon, polyester, recycled PET (rPET) for eco-friendly production of backpacks, luggage, tablecloths, and more.



## Technology & Systems

- Proprietary software systems: Bulk order processing and coordination of customers, orders and manufacturing.
- Patented technology: Optimize production efficiency and product quality through MES and other systems.

## Market Focus & Strategic Vision

- Serve SMEs, e-commerce sellers, enterprises, schools, governments, NGOs.
- Value proposition: Competitive pricing, tech-driven innovation (internet-based management software), and personalized service.
- Sustainability commitment: Eco-friendly materials and production methods to align with environmental and social responsibilities.
- Strategic goal: Become the global leader in B2B and C2M customized consumer goods and textile services.



**Administrative  
Management Center  
(Shanghai)**



**R&D Department  
(Shanghai)**



**Manufacturing Factory  
(Yiwu, Zhejiang)**



**Manufacturing Factory  
(Zhumadian, Henan)**



# Intellectual Property and Certifications



National High and New Tech Enterprise



Provincial Technology-based Small and Medium-sized Enterprise



Software Technology Enterprise

# Main Products



Canvas Bags



Sport Bags



Shopping Bags



Knapsacks



Travelling Bags



Takeout Bags



Tablecloth



Flags



Chair Advertising Cover



Store Curtain



Advertising Scarf




Dust Cover for Clothes



Pillow



U-shaped Pillow



Sleep Mask



Anti-dust Masks



Towels/Bath towels/Beach towels



Apron



**As a company specializing in customization production, our key to success lies in having advanced software and technology to support our business.**

Our digital factory is equipped with advanced production facilities, including three production lines that can handle every process from cutting to logistics, all controlled by our proprietary MES digital production system. Our factory boasts intelligent automatic cutting equipment, computer-controlled sewing machines, and digital printing machines, with all systems connected to the internet for efficient and flexible production to meet customer needs.

**Digital Factory**

We have included 3D design system related to product design, automated order processing system and intelligent production system related to digital manufacturing, as well as procurement, sales and inventory ERP management system related to refined management to our production.

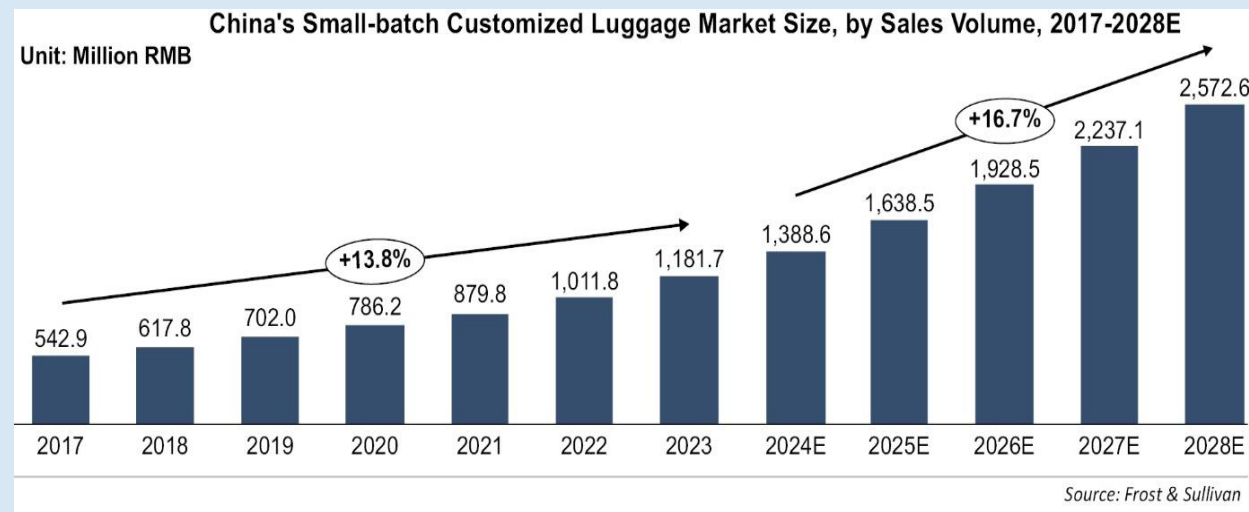
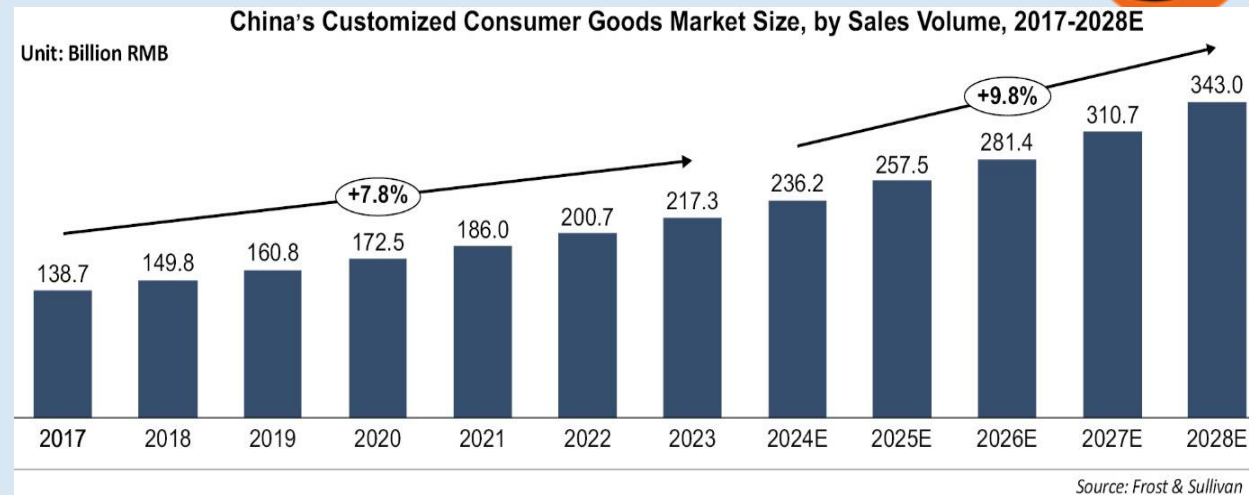
**Software R&D**

# Industry Overview



According to the Frost & Sullivan Report, most orders in China's customized consumer goods industry are received from large enterprises. As enterprises focus on building their company culture, China's customized consumer goods market has been growing rapidly. From 2017 to 2023, the market size of customized consumer goods in China increased from RMB 138.7 billion to RMB 217.3 billion, with a CAGR of 7.8%. This industry is expected to maintain a high growth rate, with the market size projected to increase from RMB 236.2 billion to RMB 343.0 billion between 2024 and 2028, with a CAGR of 9.8%.

According to the Frost & Sullivan Report, from 2017 to 2023, the market size of China's small-batch customized luggage industry grew from RMB 542.9 million to RMB 1,181.7 million, with a CAGR of 13.8%. With the upgrading of consumption concept, customized products will be more favored by the market, and the existing market will continue to grow. The market will also be driven by the demand for corporate culture construction in large enterprises and SMEs and changing attitudes and preferences of consumers who are increasingly seeking customized products and experiences when making purchasing decisions. The small-batch customized luggage industry in China is expected to witness significant growth in the coming years. It is estimated that from 2024 to 2028, the market size of China's small-batch customized luggage industry will grow from RMB 1,388.6 million to RMB 2,572.6 million, with a CAGR of 16.7%.



# Competitive Strength



## Advanced Technological Capabilities

Our customization success relies on advanced digital tools like 3D design systems, automated production systems, and ERP-integrated management, enhancing efficiency, precision, and cost-effectiveness.

## Early Market Entry Advantage

Since 2007, we've led the small-batch customized luggage market, achieving top revenue from 2021 to 2023. Our expertise, strong supplier relationships, and competitive pricing secure our dominant position and support future growth.

## Diverse and Quality Product Offerings

We offer a wide range of customizable textile products, tailored to customer preferences in materials, patterns, and sizes. Committed to quality and sustainability, we adhere to strict certifications like Oeko-Tex 100, GOTS, and REACH, ensuring eco-friendly, high-quality products that meet diverse market needs.

## Geographical Advantages

Based in Shanghai, we harness the city's talent, capital, and global connectivity to fuel innovation and growth. Our Yiwu manufacturing plant leverages the region's strong supply chain, boosting efficiency, cutting costs, and ensuring competitive delivery and pricing.

## Experienced Management Team

Our seasoned management team's decades of expertise in manufacturing and operations drive innovation and deliver high-quality, customized products, creating value for customers and maintaining a competitive edge.



## Xiaozhong Lin

### Chairman & CEO

- 17+ years in business operations and management.
- Deep understanding in technology-driven manufacturing and internet-based sales strategies.
- Co-Founder of Haodingduo Intelligent Industry Group and its subsidiaries
- Executive Director and General Manager of all these companies since their inception (2007–present).
- Bachelor's degree in Business Administration from Xi'an Jiaotong University.

## Xuefen Zhang

### Director & COO

- Strategic operations oversight, financial governance, and cross-functional leadership.
- 27+ years of experience in corporate management, finance, and operations.
- Deep understanding of manufacturing workflows and SME growth challenges.
- Co-Founder of Haodingduo Intelligent Industry Group and its subsidiaries.
- Finance Director of Shanghai Alliance Industry Co., Ltd. since inception (2007–present).
- Financial Manager of Zhejiang Jingning Huali Co., Ltd. (1997–2006), a company engaged in agricultural and sideline food processing business
- Bachelor's degree in Accounting from Xi'an Jiaotong University.

## Jianbin Chen

### CFO

- 30+ years of experience in financial management, internal controls, and operational finance.
- CFO of Shanghai Alliance since October 2021.
- Financial Director of Shanghai Only Vision Enterprise Development Co., Ltd. (May 2016 – September 2021).
- Financial Management Manager of Shanghai Century Lianhua Supermarket Development Co., Ltd. (April 2008 – April 2016).
- Financial Manager of Shanghai Cenet Networking Technology Co., Ltd. (July 2003 – March 2008).
- Bachelor's degree in Accounting from Hebei GEO University.



## Yeeli Hua Zheng

- Co-founded Digital Talk, and served as the Chief Strategy Officer since 2020.
- Served as China Chief Representative of Nasdaq, Inc. (June 2009 – January 2019), facilitating over 300 Chinese companies to list and raise capital in the U.S. market.
- Held the role of Executive Director of Asia Pacific at New York Stock Exchange (NYSE) (December 2004 – April 2009), driving cross-border capital market initiatives.
- Advised the office of Secretary-General Kofi Annan of the United Nations (January 2003 – June 2004) on China's economy and business landscape.
- 15+ years of leadership at NYSE and Nasdaq, instrumental in bridging Chinese enterprises with global capital markets.
- Master's degree in Public Administration from Harvard Kennedy School (2001).
- Expertise in international economics, strategic fintech innovation, and cross-border financial diplomacy.

## Wei Li

- Appointed as CFO and Secretary of QDM International Inc. since August 5, 2024.
- Partner and CFO at Beyond Consultancy Corporation (October 2019–Present).
- Corporation (OTC: HYBT) from April 2018 to February 2021.
- Independent Director of Dragon Victory International Limited (Nasdaq: LYL) from March 2018 to September 2019.
- CFO of China Education Alliances, Inc. (NYSE: CEU)(December 2011 to July 2017).
- Senior Auditor & Tax Advisor at RB Accountants in Australia (March 2006–July 2010).
- CPA in Australia (2010) and Fellow CPA (FCPA) designation (2024).
- Bachelor's degree in Business (Accountancy) from Queensland University of Technology (2006).
- 17+ years of expertise in financial leadership, public company governance, and cross-border accounting.

## Jinqiu Tang

- Co-CFO of Fresh2 Group Limited (Nasdaq: FRES) since October 2022, overseeing financial budget management, internal controls, and capital market relations.
- CFO of Fresh2 Group from June 2020 to October 2022.
- Global Internal Auditor (SOX) at Natuzzi S.p.A (Italy) (2016–2019): Conducted SOX compliance testing for sales, payroll, treasury, inventory, and finance.
- Deputy Regional Manager at Shanghai RongShen CPAs (2013–2015) and Shanghai De'an CPAs (2011–2013).
- CPA in Australia (2019) and Forensic CPA in the U.S. (2020).
- Master of Professional Accounting (MPAcc), The Chinese University of Hong Kong (2023).
- Master of Business + Bachelor of Business (Accounting), Charles Sturt University (2009, 2007).
- Bachelor of Law, Southwest University of Science and Technology (2017).

# Financial Highlights



	For The Fiscal Years Ended	
	October 31,	
	2024	2023
<b>Revenues</b>	<b>\$ 21,434,100</b>	<b>26,260,268</b>
Cost of revenues	(17,463,856)	(22,048,972)
<b>Gross profit</b>	<b>\$ 3,970,244</b>	<b>4,211,296</b>
<b>Operating expenses:</b>		
Sales and marketing expenses	(606,352)	(490,221)
General and administrative expenses	(600,660)	(571,407)
Research and development expenses	(559,048)	(740,800)
<b>Total operating expenses</b>	<b>\$ (1,766,060)</b>	<b>(1,802,428)</b>
<b>Income from operations</b>	<b>\$ 2,204,184</b>	<b>2,408,868</b>
<b>Other income (expenses), net</b>		
Interest expenses	(151,335)	(69,572)
Interest income	548	1,158
Other income	95,767	87,399
Exchange gain (loss)	17,344	(2,106)
Other expenses	(16,839)	(140,029)
<b>Income before income tax provision</b>	<b>\$ 2,149,669</b>	<b>2,285,718</b>
Income tax expense	(269,003)	(307,441)
<b>Net income</b>	<b>\$ 1,880,666</b>	<b>1,978,277</b>
Less: Net income attributable to non-controlling interest	67,496	69,006
<b>Net Income attributable to MaxsMaking Inc.</b>	<b>1,813,170</b>	<b>1,909,271</b>

	For The Fiscal Years Ended	
	October 31,	
	2024	2023
<b>Other comprehensive income</b>		
Foreign currency translation adjustment	(36,714)	39,443
<b>Comprehensive income</b>	<b>\$ 1,843,952</b>	<b>2,017,720</b>
Less: comprehensive income (loss) attributable to non-controlling interests	(839)	(7,775)
<b>Comprehensive income attributable to MaxsMaking Inc.</b>	<b>\$ 1,844,791</b>	<b>2,025,495</b>
<b>Weighted Average Shares Outstanding – Diluted</b>	15,000,000	15,000,000
Earnings per A share – basic and diluted	\$ 0.25	0.26
Earnings per B share – basic and diluted	0.25	0.27

	For The Fiscal Years Ended	
	October 31,	
	2024	2023
<b>Selected Balance Sheet Data:</b>		
<b>Total assets</b>	<b>\$ 17,674,903</b>	<b>12,767,984</b>
<b>Total liabilities</b>	<b>\$ 9,409,193</b>	<b>7,206,920</b>
<b>Total equity</b>	<b>\$ 8,265,710</b>	<b>5,561,064</b>



## Company

### MaxsMaking Inc.

Address: Room 903, Building 2, Kangjian Business Plaza, No. 1288 Zhennan Road

Putuo District, Shanghai, China, 200331

Email: [info@maxsmaking.com](mailto:info@maxsmaking.com)